

Serving local families in need since 1981, Feeding America West Michigan reclaims millions of meals' worth of safe, surplus food from various sources. With the help of countless volunteers, the food bank sorts, stores and distributes this food through a network of hundreds of hunger-relief partners to fill neighbors' plates instead of landfills. The food bank's service area consists of 40 of Michigan's 83 counties from the Indiana border north through the Upper Peninsula.

**President & CEO**  
Kenneth R. Estelle

**Board Chair**  
Danielle Sheffield LaPorte

**Treasurer**  
Richard Haslinger

**Secretary**  
Kay Hahn

**Board Members**  
Jeff S. Battershall  
Julie Brinks  
Mike DeVriendt  
Joan Garety  
Beulah Guydon  
Kyle Kuehl  
Kevin Mahoney  
Pastor Bruce A. McCoy  
Frank Samuel  
Kara Smith  
Robert R. Stark

 864 West River Center Drive NE  
Comstock Park, MI 49321

 [FeedWM.org](http://FeedWM.org)

 616.784.3250

Feeding America West Michigan is a member of Feeding America, United Way and The Food Bank Council of Michigan. The food bank also maintains a four-star rating from Charity Navigator.



*Our mission is to provide nourishment and hunger-relief resources to our neighbors by amplifying the strength of communities through collaboration and advocacy.*



# 2023 ANNUAL REPORT



**YOUR LOCAL FOOD BANK**



## INSIDE

**ACCOMPLISHMENTS**  
Pages 2-3

**FINANCIAL POSITION**  
Pages 4-5

**IMPACT BY COUNTY**  
Pages 6-7

**TOP SUPPORTERS AND PARTNERS**  
Pages 8-9

**FOOD BANK NEWS**  
Pages 10-11

# ACCOMPLISHMENTS

As your local food bank, we collaborated with our community this past year in the work to fight hunger in 40 counties in West Michigan and the Upper Peninsula.

**By working together in 2023, we distributed 28,097,677 pounds of food, which equates to 23,414,730 meals, to 1,188,296 households. This food was provided through:**



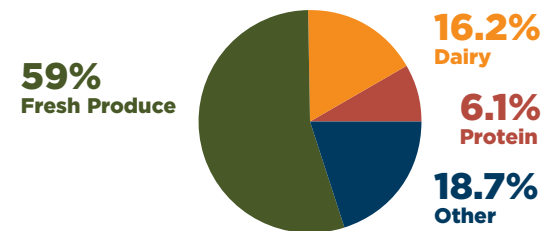
**21 Gather 2 Grow sites**, which offered lunches during the summertime to youth and developmentally delayed adults. These lunches were distributed in partnership with local libraries in five different counties: Allegan, Ionia, Kent, Muskegon and Newaygo. Eight nutritious, shelf-stable meal options such as meat and cheese, chicken bites, bean dip and more were provided. There were vegetarian and nut-free options as well, and each lunch contained five to six items per kit.

This program ran from June to August for 10 weeks and served 27,518 meals to youth in need.

Gather 2 Grow helps fill the summer meal gap for kids. During the school year, many kids rely on free or reduced-price breakfast and lunch, as well as weekend or evening meal programs. When school ends, most of these resources suddenly disappear, and that's where this program steps in.



**1,582 Mobile Food Pantries** hosted by 170 partners, which provided supplemental groceries to neighbors in need in 31 counties. 8.8 million meals were served to 695,181 individuals, with a 27.6% increase in participation when compared to 2022. On average, the product mix on Mobile Pantries included:




George is a veteran who came to a Mobile Food Pantry to pick up some groceries since he and his wife live on a fixed income and in senior housing. He also has medical expenses to take care of for both his diabetes and eyesight.

“This helps a bunch. Everything is super! There is a real good selection, and it has saved us a bunch of bucks!”




**92 youth programs**, including backpack programs—which sent kids home from school with food items such as granola bars, fruit cups, crackers, beef sticks and cheese sticks—summer camps, snack programs and other programs dedicated to serving children.

Many youth programs exist to fill the meal gap many children face, whether it be in the evenings, weekends during the school year or summer break. Kids need to focus on education, development and playing; they shouldn't be distracted by feeling hungry.



**38 meal programs**, which served a variety of prepared foods to seniors and other community members.

Food is often a reason for people to gather together, but when you're facing food insecurity it can be difficult to show up with a dish to pass when you're already having trouble putting food on your own table. Meal programs across our service area provide a space for people to come as they are and be in community while enjoying a nourishing meal.



**493 partner food pantries** and other programs, which nourished neighbors facing hunger in a range of ways.

“We have a lot of people that come once, because everything hit the fan, but then we never see them again. And then we have people who come over and over and a lot of them are older, and their pensions have not kept up. In fact, I had one lady that came in and said, ‘I haven't grocery shopped for months, because I have to buy my prescription.’”

– Shauna,  
food pantry co-director

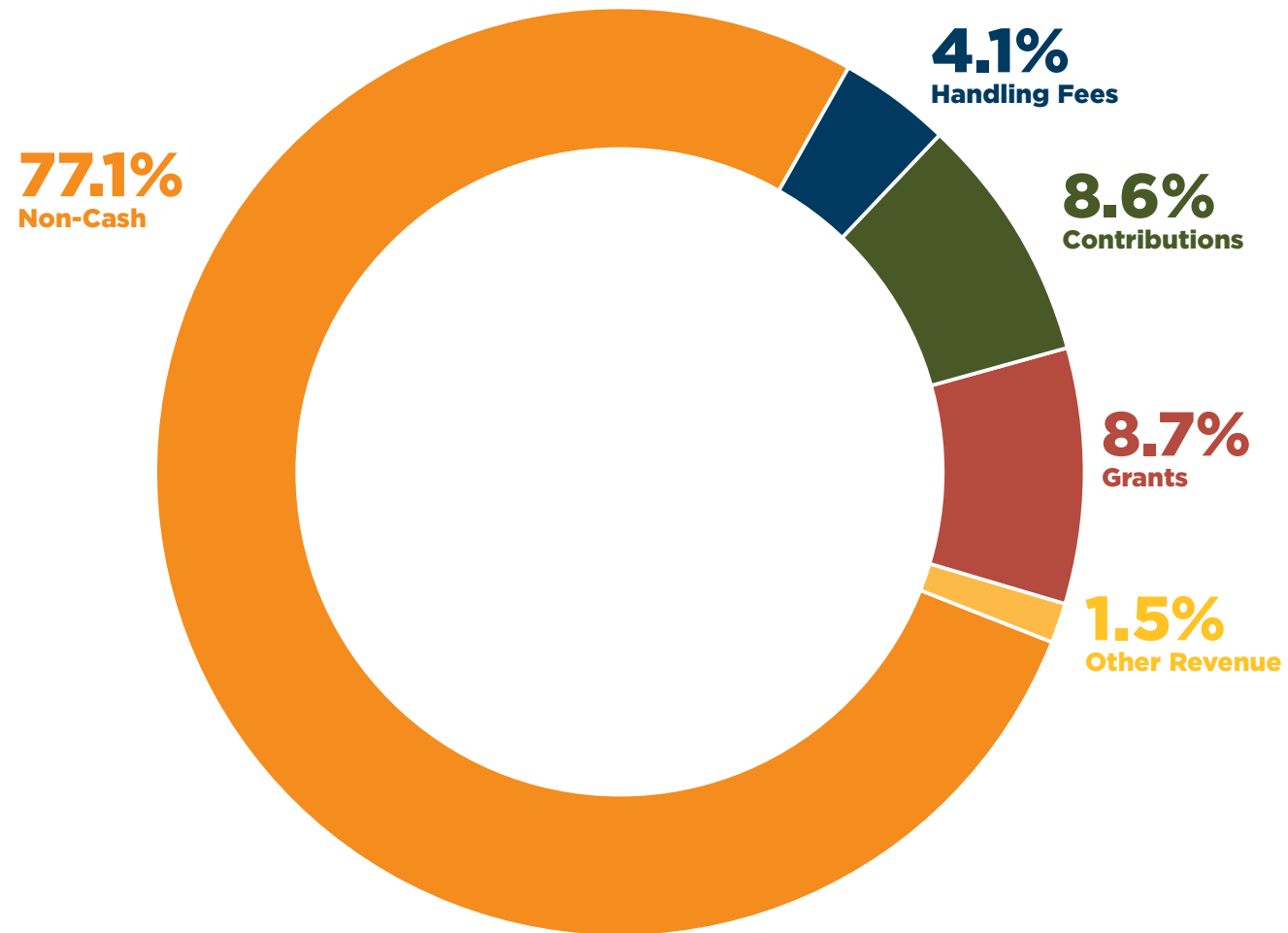


# STATEMENT OF FINANCIAL POSITION

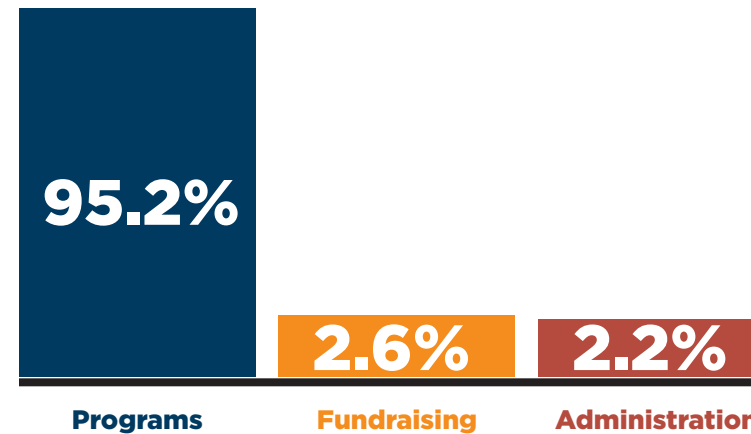
DECEMBER 31, 2023

REVENUE			
Handling Fees	\$2,241,568	4.1%	<b>Handling Fees:</b> Cost-sharing with partner agencies, who pay 6 to 18 cents per pound for most items.
Contributions	\$4,685,344	8.6%	<b>Contributions:</b> Gifts from individuals, companies and other organizations.
Grants	\$4,711,836	8.7%	<b>Grants:</b> Income from charitable foundations and government agencies.
Other Revenue	\$821,608	1.5%	<b>Non-Cash:</b> The value of food and other in-kind donations we received.*
Non-Cash	\$41,953,567	77.1%	
<b>Total</b>	<b>\$54,413,923</b>	<b>100%</b>	
<b>Net Assets</b>	<b>\$27,332,467</b>		

\* Value based on an annual analysis done by the Feeding America National Organization and by an independent auditor, RSM US, LLP.



EXPENSES			
Programs	\$48,705,514	95.2%	<b>Programs:</b> All expenses related to reclaiming, storing and distributing food in the 40 counties we serve. This includes the total value of \$41,576,044 for food and grocery items distributed.
Fundraising	\$1,348,920	2.6%	<b>Fundraising:</b> The cost of communications and development activities.
Administration	\$1,098,784	2.2%	<b>Administration:</b> Cost related to administrative and accounting activities, along with other expenses required to operate the organization.
<b>Total</b>	<b>\$51,153,218</b>	<b>100%</b>	



# IMPACT BY COUNTY

COUNTY	TOTAL INDIVIDUALS**	AGENCIES ACTIVE
Alger	15,870	6
Allegan*	59,142	20
Antrim*	212,410	15
Baraga	2,476	2
Benzie*	31,602	8
Berrien	121,924	69
Cass	43,328	18
Charlevoix*	126,886	15
Chippewa	13,220	13
Delta	39,145	12
Dickinson	19,303	10
Emmet*	207,176	21
Gogebic	12,058	5
Grand Traverse*	267,990	36
Houghton	6,939	7
Ionia	60,810	21
Iron	7,820	5
Kalkaska	29,640	5
Kent*	717,516	227
Keweenaw	398	1
Lake	47,507	13
Leelanau*	36,122	6
Luce	10,968	4
Mackinac	15,771	7
Manistee	24,727	12
Marquette	71,407	16
Mason	41,098	7
Mecosta	63,393	15
Menominee	15,641	7
Missaukee	28,153	10
Montcalm	41,749	14
Muskegon	117,955	37
Newaygo	152,518	21
Oceana	57,474	9
Ontonagon	3,766	5
Osceola	26,837	14
Ottawa*	170,128	57
Schoolcraft	11,035	4
Van Buren*	102,105	20
Wexford*	51,791	15
Other food banks	N/A	5
<b>OVERALL</b>	<b>3,085,798</b>	<b>814</b>

\* Served in partnership with our redistribution organizations and/or affiliate food banks.  
 \*\* Due to gaps in agency partner reporting, the true number of individuals served is higher than the amount listed.



\*Information provided by Feeding America's Map the Meal Gap 2023: An Analysis of County and Congressional District Food Insecurity and County Food Cost in the United States in 2021.

# TOP SUPPORTERS AND PARTNERS

## TOP FOOD DONORS

In 2023, 126 food donors gave a total of 12,478,079 pounds of food to Feeding America West Michigan.

ORGANIZATION	LBS. DONATED
Sam's Club	1,699,769
Walmart	1,281,974
Meijer	946,691
Aldi	874,614
Costco	751,446
La Colombe Coffee Roasters	600,430
Target	502,773
General Mills	347,167
Sysco Grand Rapids	254,648
Railside Orchards	247,061



## TOP CORPORATE DONORS

ORGANIZATION	MEALS
UnitedHealthcare	166,667
BISSELL Inc.	83,333
The AEP Foundation	75,000
Amway	66,667
Shape Corp.	33,333
General Mills Foundation	20,833
Enterprise Holdings Foundation	16,667
Mitten Brewing Company	14,792
Cargill Incorporated	14,167
Meijer	13,647



The smiling faces of many community members who showed up to support the food bank at the Mitten Brewing annual golf outing—a fun way to help drive out hunger! Their donation funded Mobile Food Pantries at schools in the west side of the Grand Rapids area.



By working with local stores, we are able to ensure that the food makes it to neighbors' homes instead of the landfill. Without donated food, we wouldn't be able to provide as much fresh and in-season product to neighbors in West Michigan and the Upper Peninsula!

## TOP AGENCY PARTNERS

AGENCY	CITY	LBS. DIST.
Community Action House	Holland	1,627,580
Community Food Club	Grand Rapids	708,409
TrueNorth Community Services Food Center	Fremont	595,855
Escanaba SDA Food Pantry	Escanaba	395,239
Streams of Hope Food Center	Grand Rapids	339,721
Family Network	Wyoming	280,528
United Church Outreach Ministry	Wyoming	255,932
Manna Food Project Pantry	Harbor Springs	247,558
Good Samaritan Family Services	Ellsworth	242,947
Lakeshore Food Club	Ludington	200,476

**“TrueNorth Community Services believes that access to nourishing food is a fundamental human right and that we all share responsibility in addressing hunger and food insecurity in our communities. Our partnership with Feeding America West Michigan is essential to the ongoing success of our programs. The food we source through our partnership allows us to improve the health and well-being of thousands of individuals in our area.”**


## TOP MOBILE PANTRY PARTNERS

AGENCY	CITY	LBS. DIST.
Muskegon County Cooperating Churches	Muskegon	561,854
Upper Peninsula Health Care Solutions	Marquette	422,690
Silver Creek Thrift Store	Harvey	229,915
Love in Action - Tri-Cities	Grand Haven	199,711
TrueNorth Community Services	Fremont	198,929
Calvary CRC	Wyoming	178,776
Tahquamenon Area Schools	Newberry	149,903
Manistee Friendship Society	Manistee	137,920
Wexford Civic Center	Cadillac	131,126
Laketon Bethel Reformed	Muskegon	130,476



## TOP VOLUNTEER GROUPS

- Aldersgate
- Amway
- Bethlehem
- Deksia
- Dematic
- Farm Bureau
- GVSU
- Kent ISD
- Meijer
- MOKA
- Wellspring Lutheran



Rick is our top individual volunteer from 2023, giving over 384 hours of his time to help end hunger in our community! He has been volunteering with the food bank for the last 10 years. He is the only volunteer who drives a hi-lo, which Rick says is his favorite part about volunteering.



Exterior

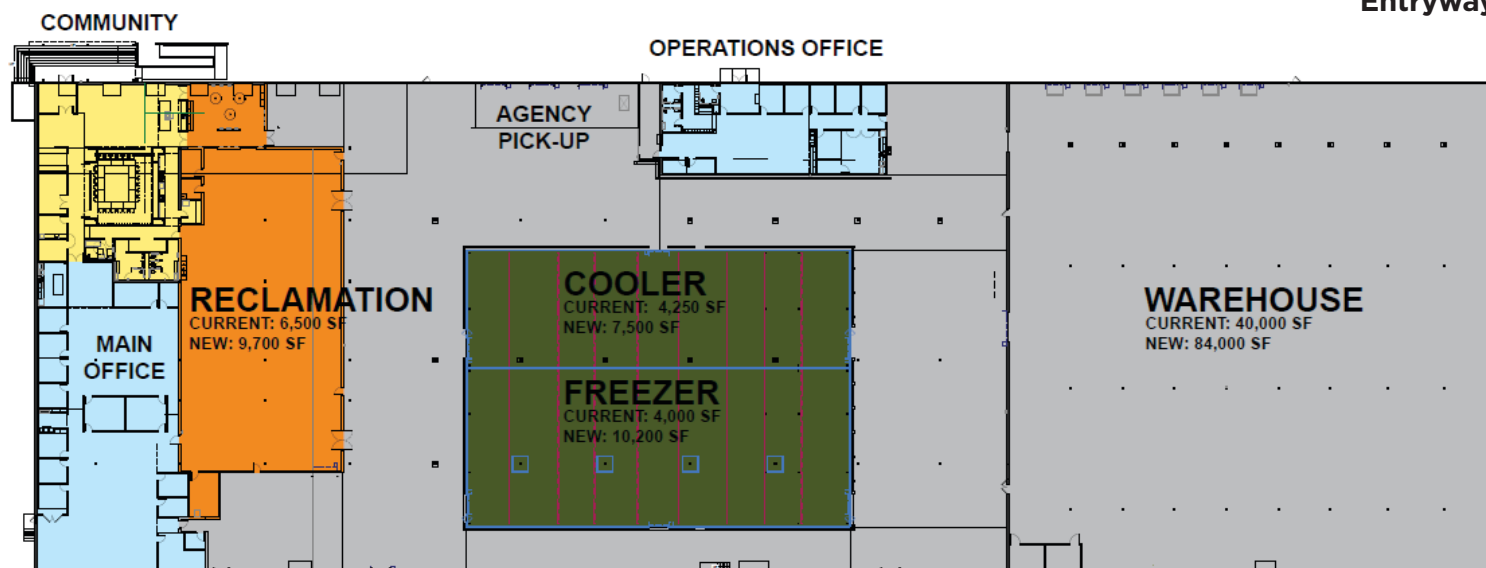
## EXCITING FOOD BANK NEWS

### Plans for our new building have been finalized!

Take a look at a few of the plans rendered by Fishbeck in 2023 for the future food bank warehouse. We eagerly anticipate the renovation of the space and invite you to keep an eye out in 2024 for information on an open house to celebrate this exciting milestone in the food bank's history.



Entryway



Layout comparison

## WHO WE ARE: A REFRESH

Our mission, vision, values and beliefs were refreshed for the upcoming year! All of us at the food bank look forward to continuing to work together with you, our community, to end hunger by living out these initiatives.

**Vision:** All people in West Michigan and the Upper Peninsula have equitable access to nourishing food.

**Mission:** Providing nourishment and hunger relief resources to our neighbors by amplifying the strength of communities through collaboration and advocacy.

**Beliefs:** We believe that hunger is unacceptable and that our communities have the power to change lives.

**Values:** Collaboration, Dignity, Excellence, Integrity

This institution is an equal opportunity provider.

